

MS 890 8th Grade Summer Reading Assignment

Dear Students,

Happy summer! This summer you must choose TWO of the books on the provided list to read and complete the following:

- A “One Pager” assignment for one book (there are templates and example of the assignment attached)
- A book report for the second book (questions and format are attached)

Please bring the completed assignment on the first day of school.

See you in September!

Mr. Freeman

	Title	Author	Awards
1.	<i>The Book Thief</i>	Mark Zusak	2006 The School Library Journal
2.	<i>The Hate U Give</i>	Angie Thomas	ALA Best Fiction Coretta Scott King Award
3.	<i>Sold</i>	Patricia McCormick	ALA Best Fiction
4.	<i>The Sun is Also a Star</i>	Nicola Yoon	Michael J. Printz Award
5.	<i>Under the Persimmon Tree</i>	Suzanne Fisher Staples	ALA Best Fiction
6.	<i>Brown Girl Dreaming</i>	Jacqueline Woodson	Coretta Scott King Award
7.	<i>Dante and Aristotle Discover the Secrets of the Universe</i>	Benjamin Alire Sáenz	Michael L. Printz Award Stonewall Book Award Pura Belpré Award
8.	<i>Monster</i>	Walter Dean Myers	Michael L. Printz Award Coretta Scott King Award
9.	<i>American Born Chinese</i>	Gene Leun Yang	Michael L. Printz Award
10.	<i>El Deafo</i>	Cece Bell	Newbery Honor
11.	<i>Maus</i>	Art Spiegelman	Pulitzer Prize
12.	<i>Long Way Down</i>	Jason Reynolds	Michael L. Printz Award Coretta Scott King Award
13.	<i>The Absolutely True Diary of a Part-Time Indian</i>	Sherman Alexie	National Book Award
14.	<i>March</i>	John Lewis	ALA Award Coretta Scott King Award

One Pager Directions:

A one pager is a way to visually share key ideas and information from what you have learned. When you create a one pager, you are trying to use both visual symbols and important words to clearly and concisely share your more important takeaways with someone else.

For this one pager, I've provided you with a template.

TEMPLATE 1 MUST INCLUDE:

- A border which someone represents the key themes from what you have read.
- An image in the upper left hand corner with a quotation woven into or around it. This image should somehow represent what you consider to be the most important symbol in the text.
- Images and/or doodled words in the upper right hand corner that represent the key characters from the text and perhaps how they changed.
- Images and quotations in the lower left hand corner that show the author's style of writing, and the power of language that is used.
- Images and/or words in the bottom right hand corner that show connections between the themes and ideas in the writing and what is going on in the world today.
- Three important quotations from the text.
- Words and/or images that show the significance of the setting in some way.

TEMPLATE 2 MUST INCLUDE:

- A border that represents the key characters from the reading through words and or/images.
- A look at the author's style in the upper left hand corner, including some short quotations.
- An image or set of images in the upper right hand corner that represent an important symbol in the book.
- Images and words across the middle that represent the key themes of the book.
- The bottom section should show images and words that connect the text to other texts, movies, history, or modern day life. Must include at least three quotations.

You may add other symbols, drawings, and words that represent the reading as you wish for either template.

Book Report Directions:

Your book report should be broken down into the seven sections as follows. Use specific details from the text to support each answer.

1. Identify the **SETTING** of your novel, then explain why the setting is important. For example, if the story is set in 1977 in Afghanistan, why is this significant? If the book is set in contemporary times in the United States, what does that contribute to the overall meaning of the novel? Give examples from the book to back up what you say.
2. Discuss the **CHARACTERIZATION** in your novel. Begin with the protagonist. Is the character well-developed, or is s/he a stock or stereotypical character? Is the character static (unchanging throughout the story) or dynamic (changes by the end of the novel)? What personality traits does the character possess, and how does this affect the outcome of the novel? Then move on to the minor characters in the novel. Do the character's inner thoughts and feelings reflect his/her outward actions? Explain. Give examples from the book to back up your point of view.
3. What is the **POINT OF VIEW** of the novel? First person, second person, third person? Why is this significant? For example, if the novel is told in first person, what advantages does this have? Why? Why do you think the author chose this point of view? Give examples from the book to back up what you say.
4. What is the **CONFLICT** in the novel? Is it character vs. character, character vs. nature, character vs. society, or character vs. him/herself? For this one, you will have to analyze the conflict much more deeply than you have in the past. Explain the conflict and how the protagonist deals with it. Does the protagonist overcome the conflict? Give evidence from the novel to support your view. There may be more than one conflict in the novel.
5. What is the **THEME** of the novel? Explore this deeply by asking yourself the question: What was the author's purpose in writing the book? Do NOT use stock themes such as "Don't judge a book by its cover." Make sure the themes reflect the specific meaning of THIS book.
6. What are the **SYMBOLS** in the novel? Why are they significant? How do they help develop the story and contribute to the overall meaning of the book? Give examples from the book to back up what you say.
7. Evaluate the **ENDING** of your novel. Was the ending justified? Was it believable? Was it a satisfactory ending? Did it fit the rest of the novel?

Recommended Pacing Calendar

- **June 28 – July 5th Break**

-
- July 6 – Select Book One. Read approx. 15 – 20 min a day.
 - July 19 – Begin your first “One-Pager” assignment. Work approx.. 15 min a day.
 - July 23 – Friday, finish your first assignment.

-
- **July 26 – July 30 – Break** – During this time, it’s recommended to continue reading an independently selected novel for your own enjoyment (approx.. 15-20 min a day).

-
- Aug. 2nd Begin your second novel. Read approx.. 15 – 20 min. per day.
 - Aug. 23rd Begin your second assignment (Book Report). Write approx. 15 min per day to complete your assignment by Friday.
 - Aug. 27th – Friday, finish assignment two (book report)


Aug. 30 – First day of school. Read independently selected novels for 15 – 20 minutes per day to continue increasing your pace. Set a timer for 15 minutes and focus strictly on the novel with no interruptions (no cell phones, etc.). This will prepare you for the start of the school year which will require independent / focused reading.




A Community of Learners Realizing Our Full Potential


N. Frangella, *Principal*
21 Hinckley Place
Brooklyn NY 11218

Examples





Template 2





A Community of Learners Realizing Our Full Potential

N. Frangella, *Principal*
21 Hinckley Place
Brooklyn NY 11218